

COMPARISON OF PART NUMBERS



Blind Rivets Steel Rivet Steel Mandrel

AFC	POP	MARSON	STAR	CELUS	CHERRY	GESIPA
SBS41	SD41BS	SB4-1	4-1SSD	S/S41D	SSP-41	GSMD41S
SBS42	SD42BS	SB4-2	4-2SSD	S/S42D	SSP-42	GSMD42S
SBS43	SD43BS	SB4-3	4-3SSD	S/S43D	SSP-43	GSMD43S
SBS44	SD44BS	SB4-4	4-4SSD	S/S44D	SSP-44	GSMD44S
SBS45	SD45BS	SB4-5	4-5SSD	S/S45D	SSP-45	GSMD45S
SBS46	SD46BS	SB4-6	4-6SSD	S/S46D	SSP-46	GSMD46S
SBS52	SD52BS	SB5-2	5-2SSD	S/S52D	SSP-52	GSMD52S
SBS53	—	SB5-3	5-3SSD	S/S53D	—	GSMD53S
SBS54	SD54BS	SB5-4	5-4SSD	S/S54D	SSP-54	GSMD54S
SBS56	SD56BS	SB5-6	5-6SSD	S/S56D	SSP-56	GSMD56S
SBS58	—	SB5-8	5-8SSD	S/S58D	SSP-58	GSMD58S
SBS62	SD62BS	SB6-2	6-2SSD	S/S62D	SSP-62	GSMD62S
SBS64	SD64BS	SB6-4	6-4SSD	S/S64D	SSP-64	GSMD64S
SBS66	SD66BS	SB6-6	6-6SSD	S/S66D	SSP-66	GSMD66S
SBS68	SD68BS	SB6-8	6-8SSD	S/S68D	SSP-68	GSMD68S
SBS610	SD610BS	SB6-10	6-10SSD	S/S810D	SSP-610	GSMD610S

Copper Rivet Steel Mandrel

AFC	POP	MARSON	STAR	CELUS	CHERRY	GESIPA
CBS42	CD42BS	CB4-2	4-2CCD	C/S42D	USP-42	GSMD-42C
CBS43	CD43BS	CB4-34	4-3CCD	C/S43D	USP-43	GSMD43C

Steel Rivet Steel Mandrel Large Flange

AFC	POP	MARSON	STAR	CELUS	CHERRY	GESIPA
SBS64L	SD64BSLF	SBL6-4	6-4SSLF	S/S64LF	SSL-64	GSML64S
SBS66L	SD66BSLF	SBL6-6	6-6SSLF	S/S66LF	SSL-66	GSML66S
SBS68L	SD68BSLF	SBL6-8	6-8SSLF	S/S68LF	SSL-68	GSML68S
SBS610L	SD610BSLF	SBL6-10	6-10SSLF	S/S610LF	SSL-610	GSML610S

COMPARISON OF PART NUMBERS

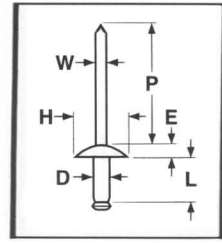
Stainless Steel Rivet Stainless Steel Mandrel Aluminum Rivet Aluminum Mandrel

AFC	POP	MARSON	STAR	CELUS	CHERRY	GESIPA
ABA41	AD41ABS	AB4-1A	4-1AAD	A/A41D	AAP41	GAMD41A
ABA42	AD42ABS	AB4-2A	4-2AAD	A/A42D	AAP42	GAMD42A
ABA43	AD43ABS	AB4-3A	4-3AAD	A/A43D	AAP43	GAMD43A
ABA44	AD44ABS	AB4-4A	4-4AAD	A/A44D	AAP44	GAMD44A
ABA45	AD45ABS	AB4-5A	4-5AAD	A/A45D	AAP45	GAMD45A
ABA46	AD46ABS	AB4-6A	4-6AAD	A/A46D	AAP46	GAMD46A
ABA48	AD48ABS	AB4-8A	4-8AAD	A/A48D	AAP48	GAMD48A
ABA52	AD52ABS	AB5-2A	5-2AAD	A/A52D	AAP52	GAMD52A
ABA53	—	AB5-3A	5-3AAD	A/A53D	—	GAMD53A
ABA54	AD54ABS	AB5-4A	5-4AAD	A/A54D	AAP54	GAMD54A
ABA56	AD56ABS	AB5-6A	5-6AAD	A/A56D	AAP56	GAMD56A
ABA58	AD58ABS	AB5-8A	5-8AAD	A/A58D	AAP58	GAMD58A
ABA510	—	—	—	—	AAP10	—
—	—	—	—	—	—	—
ABA62	AD62ABS	AB6-2A	6-2AAD	A/A62D	AAP62	GAMD62A
ABA64	AD64ABS	AB6-4A	6-4AAD	A/A64D	AAP64	GAMD64A
ABA66	AD66ABS	AB6-6A	6-6AAD	A/A66D	AAP66	GAMD66A
ABA68	AD68ABS	AB6-8A	6-8AAD	A/A68D	AAP68	GAMD68A
ABA610	AD610ABS	AB6-10A	6-10AAD	A/A610D	AAP610	GAMD610A
ABA612	AD612ABS	AB6-12A	—	—	AAP612	GAMD612A
—	—	—	—	—	—	GAMD614A
—	—	—	—	—	—	—
—	—	—	—	—	—	—
—	—	—	—	—	—	—
FBF42	SSD42SSBS	SSB4-2S	4-2SSDS	SS/SS42D	CCP-42	GSSMD42SS
FBF43	SSD43SSBS	SSB4-3S	4-3SSDS	SS/SS43D	CCP-43	GSSMD43SS
FBF44	SSD44SSBS	SSB4-4S	4-4SSDS	SS/SS44D	CCP-44	GSSMD43SS
FBF46	SSD46SSBS	SSB4-6S	4-6SSDS	SS/SS46D	CCP-46	GSSMD46SS
FBF48	SSD48SSBS	SSB4-8S	4-8SSDS	SS/SS48D	CCP-48	GSSMD48SS
FBF52	SSD52SSBS	SSB5-2S	5-2SSDS	SS/SS52D	CCP-52	GSSMD53SS
FBF54	SSD54SSBS	SSB5-4S	5-4SSDS	SS/SS54D	CCP-54	GSSMD54SS
FBF56	SSD56SSBS	SSB5-6S	5-6SSDS	SS/SS56D	CCP-56	GSSMD56SS
FBF58	SSD58SSBS	SSB5-8S	5-8SSDS	SS/SS58D	CCP-58	GSSMD58SS
FBF62	SSD62SSBS	SSB6-2S	6-2SSDS	SS/SS62D	CCP-62	GSSMD62SS
FBF64	SSD64SSBS	SSB6-4S	6-4SSDS	SS/SS64D	CCP-64	GSSMD64SS
FBF66	SSD66SSBS	SSB6-6S	6-6SSDS	SS/SS66D	CCP-66	GSSMD66SS
FBF68	SSD68SSBS	SSB6-8S	6-8SSDS	SS/SS68D	CCP-68	GSSMD68SS

Aluminum Rivet Aluminum Mandrel Large Flange

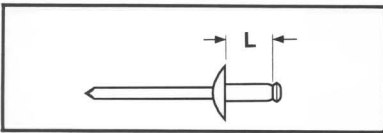
AFC	POP	MARSON	STAR	CELUS	CHERRY	GESIPA
ABA44L	AD44BSLF	ABL4-4A	4-4AALF	A/A44LF	AAL-44	GAML44A
ABA64L	AD64BSLF	ABL6-4A	—	A/A64LF	AAL-64	GAML64A
ABA66L	AD66BSLF	ABL6-6A	6-6AALF	A/A66LF	AAL-66	GAML66A
ABA68L	AD68BSLF	ABL6-8A	6-8AALF	A/A68LF	AAL-68	GAML68A
ABA610L	AD610BSLF	ABL6-10A	6-10AALF	A/A610LF	AAL-610	GAML610A

BLIND RIVET SPECIFICATIONS



Dome Head — Large Flange Head

Rivet Number	Nominal Rivet Diameter	D		Recommended Hole Size		Drill Size	H		E		H		E		W		P	
		Body Diameter					Dome				Large Flange				Mandrel Diameter	Protrusion		
							Head Diameter		Head Height		Head Diameter		Head Height					
		Max.	Min.				Max.	Min.	Max.	Min.	Max.	Min.	Max.	Min.	Max.	Min.	Nom.	Min.
3	3/32	0.096	0.090	0.100	0.097	#41	0.198	0.178	0.032	0.293	0.269	0.040	0.057	1.00				
4	1/8	0.128	0.122	0.133	0.129	#30	0.262	0.238	0.040	0.390	0.360	0.085	0.076	1.00				
5	5/32	0.159	0.153	0.164	0.160	#20	0.328	0.296	0.050	0.488	0.448	0.075	0.095	1.06				
6	3/16	0.191	0.183	0.196	0.192	#11	0.394	0.356	0.060	0.650	0.600	0.092	0.114	1.06				
8	1/4	0.255	0.246	0.261	0.57	F	0.525	0.475	0.080	0.780	0.720	0.107	0.151	1.25				

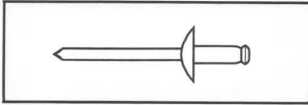


Application Data

Rivet Number	Grip Range	L	Weight Lb./M		
		Barrel Length	ADA	ADS	SDS
31	.020-.062	.187	—	1.15	—
32	.020-.125	.250	—	1.17	—
33	.087-.187	.312	—	1.20	—
34	.126-.250	.375	—	1.22	—
41	.020-.062	.212	.88	2.19	2.50
42	.063-.125	.275	.90	2.22	2.70
43	.126-.187	.337	.94	2.27	2.76
44	.188-.250	.400	1.03	2.37	2.93
44L	.188-.250	.400	—	2.53	—
45	.251-.312	.462	1.10	2.49	3.24
46	.313-.375	.525	1.15	2.53	3.30
48	.376-.500	.650	1.21	2.68	4.89
52	.020-.125	.300	1.64	3.91	5.06
53	.125-.187	.362	1.67	3.97	5.19
54	.188-.250	.425	1.72	4.00	5.60
56	.251-.375	.550	1.92	4.26	6.14
58	.376-.500	.675	2.10	4.65	—
510	.501-.625	.800	2.22	4.93	—
512	.626-.750	.925	2.44	5.22	—
514	.751-.875	1.050	3.30	5.53	—

Rivet Number	Grip Range	L	Weight Lb./M		
		Barrel Length	ADA	ADS	SDS
516	.876-1.000	1.175	—	5.70	—
62	.020 - .125	.325	2.54	5.93	7.40
64	.188 - .250	.450	2.73	6.15	8.00
64L	.188 - .250	.450	3.74	6.93	—
66	.251 - .375	.575	2.89	6.77	9.18
66L	.251 - .375	.575	3.92	7.54	—
68	.376 - .500	.700	3.16	6.95	9.65
68L	.376 - .500	.700	4.17	7.79	—
610	.510 - .625	.825	3.59	7.71	10.72
610L	.510 - .625	.825	4.50	8.61	—
612	.626 - .750	.950	3.72	7.95	—
614	.751 - .875	1.075	4.10	9.81	—
616	.876 - 1.000	1.200	4.22	10.05	—
618	1.001 - 1.125	1.325	4.28	10.16	—
620	1.126 - 1.250	1.450	4.35	10.32	—
622	1.251 - 1.375	1.575	4.42	11.10	—
84	.126 - .250	.500	—	13.40	—
86	.251 - .375	.625	—	13.75	—
88	.376 - .500	.750	—	14.10	—
810	.501 - .625	.875	—	15.95	—

COMPARISON OF PART NUMBERS



Aluminum Rivet Steel Mandrel Large Flange

AFC	POP	MARSON	STAR	CELUS	CHERRY	GESIPA
ABS64L	—	ABL6-4	—	A/S64LF	BSL-64	GSML64A
ABS66L	AD66BSLF	ABL6-6	6-6ASLF	A/S66LF	BSL-66	GSML66A
ABS68L	AD68BSLF	ABL6-8	6-8ASLF	A/S68LF	BSL-68	GSML68A
ABS610L	AD610BSLF	ABL6-10	6-10ASLF	A/S610LF	BSL-610	GSML610A

Aluminum Rivet Steel Mandrel

AFC	POP	MARSON	STAR	CELUS	CHERRY	GESIPA
—	—	—	—	—	—	—
ABS32	AD32BS	AB3-2	32ASD	A/S32D	BSP32	GSMD32A
—	—	—	—	—	—	—
ABS34	AD34BS	AB3-4	34ASD	A/S34D	BSP34	GSMD34A
ABS41	AD41BS	AB4-1	4-1ASD	A/S41D	BSP41	GSMD41A
ABS42	AD42BS	AB4-2	4-2ASD	A/S42D	BSP42	GSMD42A
ABS43	AD43BS	AB4-3	4-3ASD	A/S43	BSP43	GSMD43A
ABS44	AD44BS	AB4-4	4-4ASD	A/S44D	BSP44	GSMD44A
ABS45	AD45BS	AB4-5	4-5ASD	A/S45D	BSP45	GSMD45A
ABS46	AD46BS	AB4-6	4-6ASD	A/S46D	BSP46	GSMD46A
ABS48	AD48BS	AB4-8	4-8ASD	A/S48	BSP48	GSMD48A
ABS52	AD52BS	AB5-2	5-2ASD	A/S52D	BSP52	GSMD52A
ABS53	AD53BS	AB5-3	5-3ASD	A/S53D	—	GSMD53A
ABS54	AD54BS	AB5-4	5-4ASD	A/S54D	BSP54	GSMD54A
ABS56	AD56BS	AB5-6	5-6ASD	A/S56D	BSP56	GSMD56A
ABS58	AD58BS	AB5-8	5-8ASD	A/S58D	BSP58	GSMD58A
ABS510	—	—	—	—	BSP510	—
—	—	—	—	—	—	—
—	—	—	—	—	—	—
—	—	—	—	—	—	—
ABS62	AD62BS	AB6-2	6-2ASD	A/S62D	BSP62	GSMD62A
ABS64	AD64BS	AB6-4	6-4ASD	A/S64D	BSP64	GSMD64A
ABS66	AD66BS	AB6-6	6-6ASD	A/S66D	BSP66	GSMD66A
ABS68	AD68BS	AB6-8	6-8ASD	A/S68D	BSP68	GSMD68A
ABS610	AD610BS	AB6-10	6-10ASD	A/S610D	BSP610	GSMD610A
ABS612	AD612BS	AB6-12	—	A/S612D	BSP612	GSMD612A
—	—	—	—	—	—	GSMD614A
—	—	—	—	—	—	—
—	—	—	—	—	—	—
—	—	—	—	—	—	—
—	—	—	—	—	—	—
ABS84	AD84BS	AB8-4	—	A/S84D	BSP84	GSMD84A
ABS86	AD86BS	AB8-6	—	A/S86D	BSP86	GSMD86A
ABS88	AD88BS	—	—	A/S88D	BSP88	GSMD88A